

# Weekly Market Summary

Published by:  
**Missouri Department of Agriculture**  
**Ag Business Development Division**  
**Market News Program**



Chris Chinn, Director  
 Jill Wood, Division Director  
 Tony Hancock, Editor  
[agmarketnews.mo.gov](http://www.ams.usda.gov/marketnews.htm)  
<http://www.ams.usda.gov/marketnews.htm>

Michael L. Parson, Governor

Volume XLII, Number 46 ♦ P.O. Box 630, Jefferson City, MO 65102 ♦ (573) 751-4211 ♦ Monday, November 21, 2022

## MISSOURI WEEKLY FEEDER CATTLE WEIGHTED AVERAGE REPORT

Receipts: 42,824 Week ago: 35,961 Year ago: 41,890

Steers and Heifers Medium and Large 1—Weighted average weights and prices

STEERS: Medium and Large 1

335 lbs. 212.27	525 lbs. 198.34	726 lbs. 180.89	939 lbs. 171.77
381 lbs. 221.25	574 lbs. 191.03	772 lbs. 175.91	987 lbs. 166.00
419 lbs. 214.08	622 lbs. 186.17	835 lbs. 176.63	1025 lbs. 160.00
471 lbs. 210.18	669 lbs. 184.41	879 lbs. 173.39	

HEIFERS: Medium and Large 1

329 lbs. 181.14	523 lbs. 173.97	727 lbs. 160.42
372 lbs. 184.38	571 lbs. 168.08	768 lbs. 165.75
421 lbs. 182.07	624 lbs. 169.78	816 lbs. 160.54
474 lbs. 176.02	673 lbs. 171.02	927 lbs. 156.69

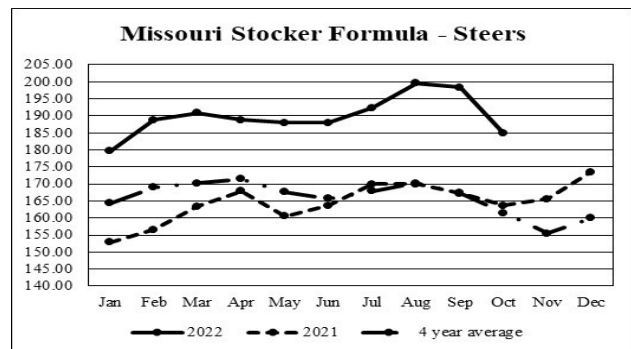
### Missouri Steer (Heifer) Stocker Formula for 11/21/2022

Monday's Missouri Stocker Formula consists of 7174 (6911) head with a weighted average weight of 546.90 (529.82) lbs. and a price value of 188.42 (166.62), 2.51 lower (0.12 higher) than last Monday.

This a rolling seven day calculated weighted value which combines all Feeder Steers reported by MDA/USDA Market News Service weighing from 400-649 lbs. in the Medium and Large 1 and Medium and Large 1-2 frame and muscle classifications, including all comment cattle except Brahman X. Heifer values are in parentheses.

### Missouri Weekly Cattle Auction Summary 11/21/2022

Compared to last week, feeders were uneven from 2.00 lower to 2.00 higher. The supply of feeders was moderate and although there was several larger consignments many reporters noted a larger number of smaller odds and ends this week with overall quality not quite matching what was seen last week. For several barns this was the last sale prior to Thanksgiving. There are several other barns however that are holding special sales next week with some large numbers expected at those scheduled sales. The monthly Cattle on Feed Report was released on Friday and numbers should be viewed as bullish. On feed numbers reported at 99 percent of a year ago that was just slightly above the average pre report estimate but still within the ranges. Marketings were pretty much right in line with expectations at 101 percent. The big news came from the placement number which was reported at 94 percent which was two percent below the average estimate and slightly below the very bottom end of the range. It was also noted that this was the smallest Oct placement number recorded since the report began in 1996. The largest draft this week was from Joplin Regional Stockyards which sold 533 head of 844 lb. steers with one drop of the hammer at 177.00. The second largest draft was also at Joplin Regional Stockyards but was a draft of heifers 307 head with an average weight of 920 lbs. and sold for 157.00. A couple other notable loads this week included a load of 529 lbs. steers tagged as thin fleshed which sold at Green City Livestock Market on Wednesday at 220.50 and finally another load of steers with an average weight of 907 lbs. sold at Callaway Livestock Center for 175.00. Boxed beef cutouts were lower this week choice closed at 254.87, down 4.07 and select closed at 232.83, down 2.44 compared to last week. Negotiated feedlot sales as of Friday afternoon was near 87K head and sold higher. Live sales were reported 150.00-155.00 with a few late week sales at 156.00, dressed sales mostly at 242.00. The Missouri Stocker Formula consist of 7174 head with a weighted average weight of 546.90 lbs. and a price value of 188.42, down 2.51 from last week. The steer/heifer spread is 21.80.

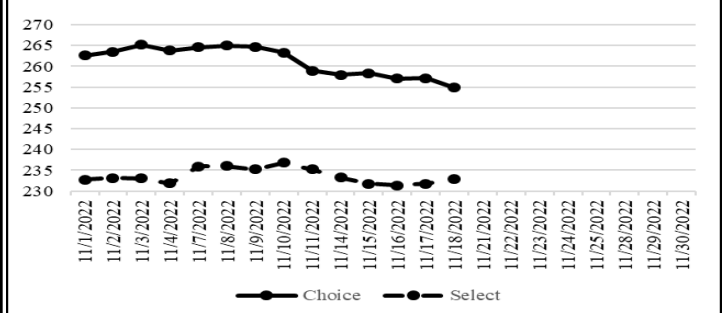


\*Graph is updated the first Monday of each month.

### NATIONAL BOXED BEEF CUTOUT/BOXED BEEF CUTS

DATE	CHOICE	SELECT	TOTAL LOADS
11/14	257.98	233.21	139
11/15	258.36	231.76	157
11/16	257.09	231.35	170
11/17	257.10	231.74	165
11/18	254.87	232.83	121
5 Day Simple Average	257.08	232.18	

### Boxed Beef Cuts November 2022



\*Axis value ranges may be updated to reflect data points.

### WEEKLY LIVESTOCK SLAUGHTER 11/19/22

	CATTLE	HOGS	SHEEP
Week to Date:	674,000	2,605,000	38,000
Last Week:	671,000	2,503,000	37,000
Last Year:	680,000	2,632,000	41,000

The Weekly Market Summary, as well as historical summaries, are available on our website <https://agmarketnews.mo.gov/summaries>  
 Market News Hotline: 1-573-522-9244

**SOUTHWEST MISSOURI WEEKLY SUMMARY**

(Joplin and Springfield)

Receipts: 12,429 Week ago: 13,239 Year ago: 11,906  
Compared to last week, steer calves steady to 4.00 higher, yearlings mostly steady to 2.00 lower. Heifers uneven from 3.00 lower to 3.00 higher. Slaughter cows steady to 2.00 higher. Slaughter bulls uneven from 2.00 lower to 2.00 higher.

**FEEDER STEERS:**  
Medium and Large 1

300-400 lbs.	201.00-242.00
400-500 lbs.	191.00-230.00
500-600 lbs.	176.00-210.00
600-700 lbs.	170.00-191.00
700-800 lbs.	163.00-187.00
800-900 lbs.	162.00-182.50
900-1000 lbs.	166.00-170.85

**FEEDER HEIFERS:**  
Medium and Large 1

300-400 lbs.	172.00-197.00
400-500 lbs.	172.00-186.00
500-600 lbs.	157.00-179.00
600-700 lbs.	152.00-171.00
700-800 lbs.	155.00-170.00
800-850 lbs.	160.00-162.10
900-950 lbs.	155.50-157.00

**FEEDER HOLSTEIN STEERS**  
Large 3

Scarce Scarce

**SLAUGHTER COWS:** Breaking and Boning (70-85% lean) 57.00-73.00, high dressing 67.00-83.50; low dressing 47.00-63.00. Lean (85-90%) 48.00-63.00

**SLAUGHTER BULLS:** Yield Grade 1-2 1305-2145 lbs. 84.00-103.00; high dressing 95.50-109.00; low dressing 75.50-84.50

**BRED COWS:** Medium and Large 1 2-8 yrs 1159-1249 lbs 2nd to 3rd stage 1500.00-1650.00. Medium and Large 1-2 2-8 yrs 935-1122 lbs 1st to 2nd stage 800.00-1325.00; 940-1453 lbs 2nd to 3rd stage 800.00-1485.00; over 8 yrs 995-1445 lbs 1st to 3rd stage 750.00-1075.00 per head

**COW & CALF PAIRS:** Medium and Large 1 2-8 yrs 1170-1400 lbs with 150-300 lb calves 1650.00-2250.00; 2-8 yrs 1399-1710 lbs some rebred 1st stage with over 300 lb calves 1725.00-1900.00. Medium and Large 1-2 2-8 yrs 910-1955 lbs with 1250.00-1625.00; over 8 yrs 1203-1544 lbs with 150-300 lb calves 1200.00-1475.00; 2-8 yrs 1388-1529 lbs rebred 1st or 2nd stage with over 300 lb calves 1475.00-1975.00 per pair

**BRED HEIFERS:** Medium and Large 1-2 yearlings 690-955 lbs 1st stage 825.00-1025.00; 2nd to 3rd stage 900.00-1200.00 per head

**SOUTH CENTRAL MISSOURI WEEKLY SUMMARY**

(West Plains, Phillipsburg)

Receipts: 6209 Week ago: 8578 Year Ago: 5932  
Compared to last week, steers and heifers traded uneven from 4.00 lower to 4.00 higher. Slaughter cows and bulls steady to 3.00 higher.

**FEEDER STEERS:**  
Medium and Large 1

300-400 lbs.	203.00-228.00
400-500 lbs.	199.00-220.00
500-600 lbs.	187.00-206.50
600-700 lbs.	172.50-205.00
700-800 lbs.	170.00-172.50
34 hd 811 lbs.	168.00

**FEEDER HEIFERS:**  
Medium and Large 1

300-400 lbs.	167.00-181.00
400-500 lbs.	161.00-183.00
500-600 lbs.	160.00-170.50
600-700 lbs.	155.50-171.00
700-800 lbs.	156.50-158.00

**FEEDER HOLSTEIN STEERS**  
Large 3

Pkg 532 lbs. 95.00  
Pkg 769 lbs. 95.00

**SLAUGHTER COWS:** Breaking and Boning (70-85% lean) 60.00-75.00, high dressing 68.00-83.00; low dressing 55.00-65.00. Lean (85-90%) 47.50-66.00

**SLAUGHTER BULLS:** Yield Grade 1-2 1160-2450 lbs. 85.00-103.00; high dressing 96.00-117.00; low dressing 68.00-86.00

**BRED COWS:** Medium and Large 1-2 2-8 yrs 955-1345 lbs 2nd to 3rd stage 900.00-1250.00, 1st stage 1050.00; over 8 yrs 7 hd 1064 lbs 2nd to 3rd stage 850.00 per head

**COW & CALF PAIRS:** Medium and Large 1-2 2-8 yrs 895-1395 lbs rebred 1st stage with 150-300 lb calves 1375.00-1500.00 per pair

**BRED HEIFERS:** Medium and Large 1-2 810-943 lbs 1st to 3rd stage 800.00-975.00 per head

**WEST CENTRAL MISSOURI WEEKLY SUMMARY**

(Kingsville, Windsor, Butler)

Receipts: 6302 Week ago: 5656 Year ago: 5663  
Compared to last week, feeder calves firm to 10.00 higher, yearlings sold steady to spots 4.00 lower. Slaughter cows mostly steady.

**FEEDER STEERS:**  
Medium and Large 1

400-500 lbs.	209.00-237.00
500-600 lbs.	185.00-213.50
600-700 lbs.	178.00-197.50
700-800 lbs.	164.00-187.50
14 hd 834 lbs.	171.50

**FEEDER HEIFERS:**  
Medium and Large 1

350-400 lbs.	186.00-195.00
400-500 lbs.	168.00-204.00
500-600 lbs.	161.50-197.00
600-700 lbs.	165.00-185.00
800-850 lbs.	159.50-160.25

**SLAUGHTER BULLS:** Yield Grade 1-2 1380-2315 lbs 92.50-105.00; high dressing 106.00-109.00; low dressing 84.00-92.50

**SLAUGHTER COWS:** Breaking and Boning (70-85% lean) 57.00-78.00, high dressing 68.00-82.00. Lean (85-90%) 52.00-64.50

**BRED COWS:** Medium and Large 1-2 2-8 yrs 945-1545 lbs 2nd to 3rd stage 900.00-1275.00 per head

**COW & CALF PAIRS:** Medium and Large 1-2 2-8 yrs 1100-1300 lbs with 150-300 lb calves 1300.00-1400.00 per pair

**NORTHEAST MISSOURI WEEKLY SUMMARY**

(Bowling Green, Kingdom City, Palmyra)

Receipts: 4116 Week ago: 4378 Year ago: 3634  
Compared to last week, steer calves 400-500 lbs mostly steady, 500-600 lbs steady to 5.00 lower, over 600 lbs sold steady to firm. Feeder heifers sold steady to firm. Slaughter cows traded steady to spots 2.00 higher on the high dressing cows.

**FEEDER STEERS:**  
Medium and Large 1

300-400 lbs.	216.00-219.00
400-500 lbs.	193.00-212.00
500-600 lbs.	188.00-203.00
600-700 lbs.	176.00-186.00
700-800 lbs.	171.00-184.50
58 hd 907 lbs.	175.00

**FEEDER HEIFERS:**  
Medium and Large 1

300-400 lbs.	179.00-194.00
400-500 lbs.	167.00-189.00
500-600 lbs.	166.00-185.00
700-800 lbs.	164.00-170.50

**SLAUGHTER BULLS:** Yield Grade 1-2 1430-2290 lbs 95.50-105.00; low dressing 86.00-95.50

**SLAUGHTER COWS:** Breaking and Boning, (70-85% lean) 65.00-81.00; high dressing 75.00-87.50; low dressing 59.00-72.00. Lean (85-90%) 59.50-69.00

**SLAUGHTER STEERS:** Choice 2-3 147.00-153.50. Select and Choice 1-3 143.00-145.00. Select and Choice 2-3 144.00. Select 1-2 137.00-142.00. Select 2-3 138.00-142.00.

**BRED COWS:** Scarce

**SLAUGHTER HEIFERS:** Choice and Prime 2-3 153.00-154.00. Choice 2-3 151.50. Choice 3-4 154.50-155.50. Select and Choice 1-3 143.50-147.00.

**COW & CALF PAIRS:** Scarce

**NORTH CENTRAL MISSOURI WEEKLY SUMMARY**

(Macon, Unionville, Green City, New Cambria)

Receipts: 4705 Week ago: 3672 Year ago: 2206  
Compared to two weeks ago, steers and heifers steady to 5.00 lower. Slaughter cows mostly steady to 3.00 lower.

\*Some sale barns on a bi-weekly schedule and may not have a sale each week.

**FEEDER STEERS:**  
Medium and Large 1

400-500 lbs.	204.00-224.00
500-600 lbs.	185.50-213.00
600-700 lbs.	180.00-199.00
700-800 lbs.	175.00-188.25
64 hd 897 lbs.	179.00

**FEEDER HEIFERS:**  
Medium and Large 1

400-500 lbs.	177.00-210.50
500-600 lbs.	170.00-191.25
600-700 lbs.	158.50-180.00
14 hd 736 lbs.	156.50

**SLAUGHTER BULLS:** Yield Grade 1-2 1615-2515 lbs 88.50-101.50

**SLAUGHTER COWS:** Breaking and Boning, (70-85% lean) 63.50-82.50; high dressing 79.50-84.50. Lean (85-90%) 58.00-69.50

**BRED COWS:** Scarce

**COW & CALF PAIRS:** Scarce

**SOUTHEAST MISSOURI WEEKLY SUMMARY**

(Jackson and Farmington)

Receipts: 1745 Week ago: 1864 Year ago: 2312  
 Compared to last week, steers and heifers steady to 10.00 higher.  
 Slaughter cows steady. Slaughter bulls 1.00 higher.

**FEEDER STEERS:**  
 Medium and Large 1

300-400 lbs.	170.00-210.00
400-500 lbs.	177.00-202.00
500-600 lbs.	170.00-192.00
600-700 lbs.	149.00-179.00
700-800 lbs.	141.00-167.50
850-900 lbs.	137.00-145.00

**FEEDER HEIFERS:**  
 Medium and Large 1

300-400 lbs.	157.00-175.00
400-500 lbs.	145.00-170.00
500-600 lbs.	140.00-167.00
600-700 lbs.	140.00-167.00
700-750 lbs.	132.00-161.00
800-850 lbs.	126.00-136.00

**SLAUGHTER BULLS:** Yield  
 Grade 1-2 1200-2260 lbs. 67.00-85.00, high dressing 90.00-105.00

**SLAUGHTER COWS:** Breaking and Boning (75-85% lean) 52.00-67.00; high dressing 67.00-79.00. Lean (85-90% lean) 44.00-57.00

**BRED COWS:** Medium and Large 2 few 2-8 yrs 1145-1225 lbs 2nd to 3rd stage 900.00-1000.00 per head

**COW & CALF PAIRS:** Medium and Large 2 2-8 yrs 1000-1400 lbs with baby to 300 lb calves 985.00-1425.00 per pair

**EAST CENTRAL MISSOURI WEEKLY SUMMARY**

(Cuba, Vienna)

Receipts: 3448 Week ago: 3773 Year ago: 3151  
 Compared to last week, steers under 650 lbs unevenly steady to 5.00 lower, over 650 lbs mostly steady. Heifers under 600 lbs steady to 5.00 higher, over 600 lbs steady to 2.00 lower. Slaughter cows mostly steady.

**FEEDER STEERS:**  
 Medium and Large 1

400-500 lbs.	195.00-210.00
500-600 lbs.	183.00-197.50
600-700 lbs.	172.00-191.00
700-750 lbs.	168.00-169.50
800-900 lbs.	156.50-168.50

**FEEDER HEIFERS:**  
 Medium and Large 1

400-500 lbs.	167.00-185.00
500-600 lbs.	160.00-179.00
600-700 lbs.	160.00-168.00
700-750 lbs.	155.00-166.50

**SLAUGHTER BULLS:** Yield  
 Grade 1-2 1010-2060 lbs 88.50-97.00; high dressing 97.00-102.50; low dressing 63.00-86.00

**SLAUGHTER COWS:** Breaking and Boning, (70-85% lean) 63.00-74.00; high dressing 70.00-78.50; low dressing 58.00-65.50. Lean (85-90%) 54.00-64.00

**BRED COWS:** Medium and Large 1-2 2-8 yrs 1120-1370 lbs 2nd to 3rd stage 1050.00-1240.00 per head

**COW & CALF PAIRS:** Medium and Large 1-2 2-8 yrs 1100-1400 lbs with baby to 300 lb calves 1060.00-1350.00 per pair

**NORTHWEST MISSOURI WEEKLY SUMMARY**

(Tina) (week ending 11/11/22)

Receipts: 1664 Two weeks ago: 953  
 Compared to two weeks ago, steers and heifers mostly 6.00 to 8.00 higher. Slaughter cows 1.00 to 4.00 lower.

**FEEDER STEERS:**  
 Medium and Large 1

400-500 lbs.	199.00-215.00
500-600 lbs.	195.00-205.00
600-700 lbs.	168.00-176.00
700-800 lbs.	169.00-175.25
30 hd 834 lbs.	173.25

**FEEDER HEIFERS:**  
 Medium and Large 1

400-500 lbs.	174.00-188.00
500-600 lbs.	165.25-176.00
600-700 lbs.	160.00-172.50
73 hd fancy 736lbs.	172.50
60 hd fancy 886lbs.	172.50

**SLAUGHTER BULLS:** Yield  
 Grade 1-2 few 1070-1890 lbs 85.50-97.00

**SLAUGHTER COWS:** Breaking and Boning, (70-85% lean) 62.00-75.00; high dressing 69.00-78.00. Lean (85-90%) 52.00-58.25

**BRED COWS:** Scarce

**COW & CALF PAIRS:** Scarce

**AFTERNOON NATIONAL SLAUGHTER CATTLE REVIEW 11/18/22**

So far for Friday in the Western Cornbelt negotiated cash trading has been limited on light demand. A few live purchases traded at 155.00. In the Southern Plains and Nebraska negotiated cash trading has been mostly inactive on very light demand. Not enough purchases in any regions for a full market trend. Thursday was the last reported market in the Southern Plains and Western Cornbelt. In the Texas Panhandle live purchases traded from 150.00-151.00. In Kansas live purchases traded from 151.00-152.00. In the Western Cornbelt live and dressed purchases traded from 154.00-155.00 and at 242.00, respectively. In Nebraska the last reported live purchase market was on Thursday from 153.00-155.00 and Wednesday was the last reported dressed purchase market at 242.00.

Negotiated Cash Sales:					
Confirmed:	4,015	Week Ago:	2,998	Year Ago:	6,447
Week to date:	86,588	Week Ago:	99,410	Year Ago:	114,139

Live Basis	Steers	Heifers
Over 80% Choice	153.00-156.00 avg 155.00	154.00-155.00 avg 154.81
65-80% Choice	-	-
35-65% Choice	-	-
0-35% Choice	-	-
Total All Grades	153.00-156.00 avg 155.00	154.00-155.00 avg 154.81
Dressed Basis		
Over 80% Choice	242.00-242.00 avg 242.00	242.00-244.00 avg 243.00
65-80% Choice	-	-
35-65% Choice	-	-
0-35% Choice	-	-
Total All Grades	242.00-242.00 avg 242.00	242.00-244.00 avg 243.00

**WEEKLY COMMODITY FUTURES TRENDS**

Compared to last week, Live Cattle 1.20 to 2.60 higher, Lean Hogs Dec 0.13 lower others 0.82 to 1.15 higher, Feeder Cattle 1.40 to 2.20 higher.

Daily Futures Closes

	Mon.	Tues.	Wed.	Thu.	Fri.
Cattle					
Dec	151.57	151.27	151.80	152.75	153.07
Feb	152.55	153.05	154.25	155.40	155.85
Apr	156.42	156.72	157.72	158.90	159.25
Jun	153.17	153.10	153.62	154.57	155.12
Aug	153.32	153.20	153.60	154.50	155.00
Lean Hogs					
Dec	84.87	85.32	85.57	84.97	84.22
Feb	88.97	90.07	90.35	90.80	89.55
Apr	94.37	95.50	95.62	96.00	94.92
May	98.95	99.80	99.87	99.92	99.47
Jun	105.75	106.57	106.55	106.67	106.12
Fdr Cat					
Nov	176.95	175.67	175.70	175.85	—
Jan	179.45	177.02	177.47	179.97	180.77
Mar	181.77	179.80	180.25	182.50	183.12
Apr	184.82	183.02	183.65	185.77	186.10
May	187.52	185.72	186.35	188.47	188.72
Milk					
Nov	20.99	20.99	20.98	21.03	21.01
Dec	21.78	21.83	21.92	21.72	21.47
Jan	20.72	20.81	20.86	20.76	20.70

**WEEKLY COMMODITY GRAIN FUTURES TRENDS**

Compared to last week, Soybeans 0.18 to 0.22 lower, Wheat 0.11 to 0.19 lower, Corn 0.01 to 0.10 higher, KC Wheat 0.10 to 0.18 lower, Soybean Meal 2.40 to 3.20 higher.

Daily Grain Futures Closes

	Mon.	Tues.	Wed.	Thu.	Fri.
<b>Soybeans</b>					
Nov	1441 3/4	—	—	—	—
Jan	1440 1/2	1457 1/4	1429 1/4	1417	1428 1/4
Mar	1444 3/4	1461 3/4	1434 3/4	1422 1/4	1433 1/4
May	1451	1467	1440 3/4	1428 1/2	1439 3/4
Jul	1452 1/4	1468 1/4	1442 3/4	1430 3/4	1442 1/4
<b>Wheat</b>					
Dec	818 1/2	828 1/4	817 1/2	806 3/4	803 1/4
Mar	838 1/4	848	837 1/4	825	822
May	849 1/4	858 1/4	847 1/4	835 1/4	831 1/2
Jul	854	862 1/4	851	839	835 1/4
Sep	831 1/4	869	857 1/2	845 1/2	840 3/4
<b>Corn</b>					
Dec	657 1/4	666 3/4	665 1/4	667 1/2	667 3/4
Mar	659 1/4	669 1/4	667 1/2	669	670
May	658 1/2	667 3/4	666 1/4	667 1/4	668
Jul	653 3/4	661 1/2	660 3/4	661 1/2	662 1/2
Sep	619	626	625 1/4	624	622 3/4
<b>KC Wheat</b>					
Dec	956 1/4	963	955 1/2	938	934 1/4
Mar	949 3/4	954 1/2	946	929	923 3/4
May	944 1/2	947 1/2	938 3/4	923 3/4	918 1/2
Jul	935 3/4	937	927 1/2	915 1/4	911 1/4
Sep	934	934 3/4	925 1/2	914 1/4	910 1/2
<b>SB Meal</b>					
Dec	406.00	409.90	406.60	405.70	410.40
Jan	402.20	407.00	404.00	402.50	406.10
Mar	398.10	402.80	399.90	398.70	401.70
May	396.00	400.30	397.70	396.30	398.90
Jul	396.20	399.90	397.60	396.20	398.20

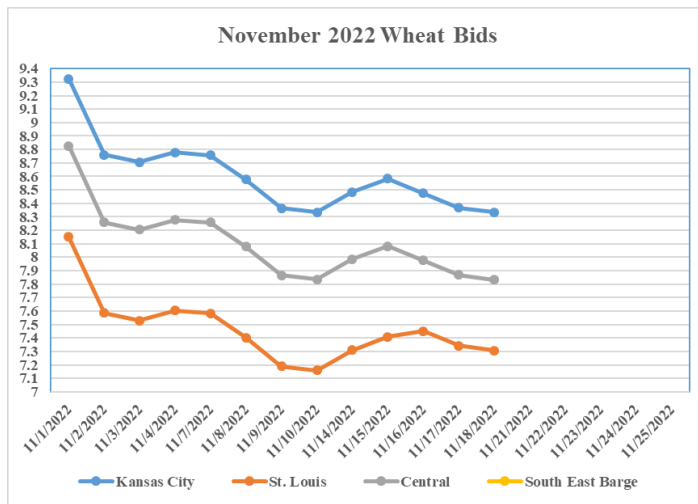
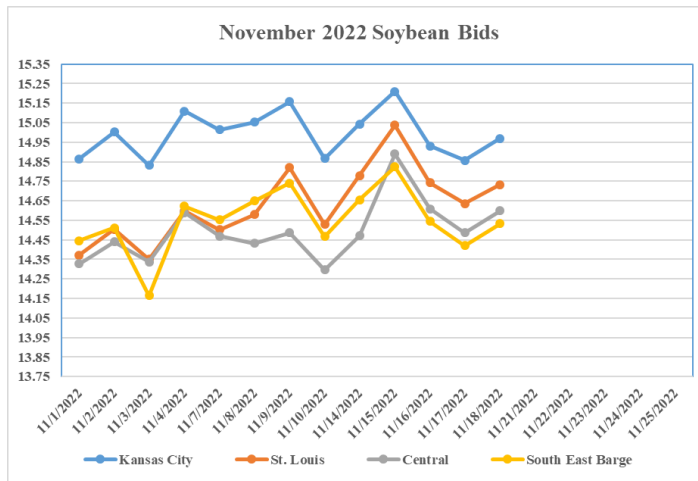
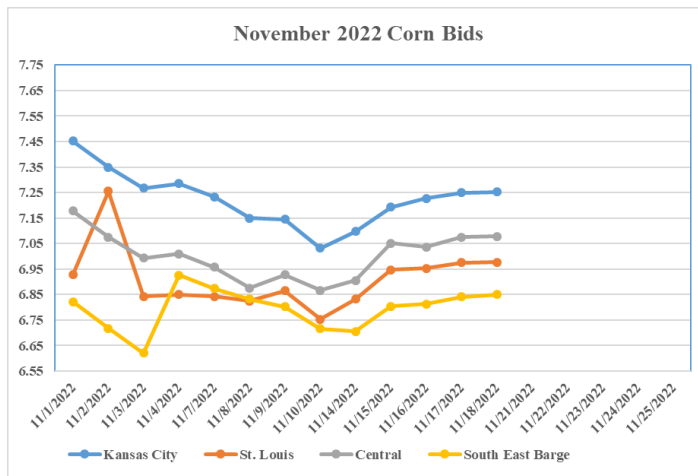
**MISSOURI GRAIN WEEKLY TRENDS**

Compared to last week, Soybeans 0.03 to 0.30 higher, Wheat unch to 0.30 higher, Corn 0.19 to 0.25 higher, Sorghum 0.16 lower to 0.14 higher.

Area	#1 Soybeans	#2 Soft Wheat	#2 Corn	#2 Grain Sorghum
<b>Kansas City</b>				
Friday**	Holiday			
Monday	14.90-15.15	8.48	7.02-7.17	6.92
Tuesday	15.07-15.32	8.58	7.12-7.27	6.72
Wednesday	14.79-15.04	8.48	7.15-7.30	6.70
Thursday	14.67-14.92	8.37	7.18-7.33	6.73
Friday	14.78-15.03	8.33	7.17-7.32	6.72
<b>St. Louis</b>				
Friday**	Holiday			
Monday	14.70-14.85	6.63-7.98	6.81-6.85	6.47
Tuesday	15.00-15.07	6.73-8.08	6.91-6.99	6.57
Wednesday	14.74	6.63-8.28	6.93-6.97	6.55
Thursday	14.62-14.65	6.52-8.17	6.96-7.00	6.58
Friday	14.73	6.48-8.13	6.95-6.99	6.57
<b>Central</b>				
Friday**	Holiday			
Monday	14.40-14.50	7.98	6.87-6.92	—
Tuesday	14.82-14.92	8.08	7.02-7.07	—
Wednesday	14.54-14.64	7.98	7.00-7.05	—
Thursday	14.42-14.52	7.87	7.08	—
Friday	14.53-14.63	7.83	7.07	—
<b>S.E. MO</b>				
Friday**	Holiday			
Monday	14.40-14.75	—	6.67-6.72	—
Tuesday	14.58-14.92	—	6.78-6.82	—
Wednesday	14.30-14.64	—	6.80-6.83	—
Thursday	14.17-14.52	—	6.82-6.86	—
Friday	14.28-14.63	—	6.81-6.87	—

(PRICES PER BUSHEL) \*NEW CROP \*\*PREVIOUS WEEK'S PRICES  
\*Bids calculated using Kansas City, St. Louis, and St. Joseph bids

**MONTHLY GRAIN CROP**



\*Axis value ranges may be updated to reflect data points.

**WHOLESALE FEEDSTUFFS PRICES 11/19/22**  
(DOLLARS PER TON-BULK BASIS)

Area	Soybean Hulls - Pellets	Soybean Meal 46.5-48%	Corn Gluten Pellets 21%	Wheat Middlings
Kansas City	300.00	409.40	295.00	290.00
St. Louis	n/a	n/a	290.00	230.00

## Cattle on Feed

United States Cattle on Feed Down 2 Percent

Cattle and calves on feed for the slaughter market in the United States for feedlots with capacity of 1,000 or more head totaled 11.7 million head on November 1, 2022. The inventory was 2 percent below November 1, 2021.

Placements in feedlots during October totaled 2.11 million head, 6 percent below 2021. Placements were the lowest for October since the series began in 1996. Net placements were 2.05 million head. During October, placements of cattle and calves weighing less than 600 pounds were 545,000 head, 600-699 pounds were 465,000 head, 700-799 pounds were 450,000 head, 800-899 pounds were 378,000 head, 900-999 pounds were 190,000 head, and 1,000 pounds and greater were 80,000 head.

Marketings of fed cattle during October totaled 1.80 million head, 1 percent above 2021.

Other disappearance totaled 54,000 head during October, 5 percent below 2021.

## Peanut Prices

Peanut Price Highlights

Peanut prices received by farmers for all farmer stock peanuts averaged 30.7 cents per pound for the week ending November 12, up 2.4 cents from the previous week. Marketings of all farmer stock peanuts for the week ending November 12 totaled 52.8 million pounds, down 46.4 million pounds from the previous week.

Runner-type peanut prices averaged 28.8 cents per pound for the week ending November 12, up 2.7 cents from the previous week. Marketings of runner-type peanuts totaled 43.8 million pounds, down 46.3 million pounds from the previous week.

## MISSOURI WEEKLY HAY SUMMARY 11/17/2022

Record high temperatures from last week were, as predicted, replaced by winter. Temperatures more in line with January, rather than early November settled across the state. The first snow of the year fell for most of the state with some areas receiving two rounds of the white stuff. Three or four inches in a few areas had several farmers rolling out the first hay of the year. There are many however, that have been feeding at least some for a while due to drought, that prevented any stockpiling of fall forages. Hay supplies are light to moderate. There is still at this time adequate amounts of hay that can be found and bought, although price levels are tough to swallow, even as they still unlikely cover the cost of what production cost this year. Demand for hay and hay movement is moderate. Hay prices are fully steady to slightly firm. The Missouri Department of Agriculture has a hay directory visit <http://mda.mo.gov/abd/haydirectory/> for listings of hay <http://agebb.missouri.edu/haylst/>

Alfalfa - Supreme 250.00-300.00, small square 10.00-15.00 per bale  
Alfalfa - Premium 180.00-250.00  
Alfalfa - Good 150.00-180.00, small square 5.00-9.00 per bale  
Alfalfa - Fair 125.00-150.00  
Alfalfa/grass mix - Good/Premium small square 5.00-9.00 per bale  
Mixed grass - Good/Premium 125.00-175.00  
Mixed grass - Fair/Good 100.00-150.00, small square 5.00-8.00 per bale  
Mixed grass - Fair 50.00-85.00 per large round bale  
Wheat straw - 4.00-7.00 per small square bale

Please Note: The above volumes (tonnage, acres, and bales) listed on this USDA LPGMN report are for confirmed trades only, it does not include estimated volume (tonnage) for bids or offers to the trade. The current hay directory can be found at:  
<https://apps.mda.mo.gov/HayDirectory>.  
List your hay for sale at:  
<https://agmarketnews.mo.gov/hay-directory/hay-listing-online-form#no-back>

## MISSOURI WEEKLY SHEEP/GOAT AUCTION SUMMARY

11/21/2022

Receipts: 616 Week Ago: 350 Last Year: 410

**SHEEP:** Slaughter lambs hair Choice and Prime 1 14 hd 45 lbs 185.00; 50-65 lbs 280.00-285.00; 11 hd 74 lbs 250.00. Choice and Prime 1 -2 hair 40-70 lbs 247.00-280.00; 70-80 lbs 230.00-240.00; 80-90 lbs 180.00-220.00; 95 lbs 135.00-175.00. Choice 1-2 pkg 64 lbs 245.00. Slaughter ewes Utility and Good 2 100-235 lbs 100.00-125.00. Slaughter bucks 1-2 125-245 lbs 90.00-102.00.

Replacement ewes Medium and Large 1-2 2-4 yrs 75-150 lbs exposed 135.00-175.00.

**GOATS:** Feeder kids Selection 1 pkg 20 lbs 315.00. Selection 1-2 20-40 lbs 225.00-265.00.

Slaughter kids Selection 1 60-80 lbs 270.00-275.00. Selection 1-2 40-50 lbs 240.00-285.00; 50-70 lbs 230.00-290.00; 70-80 lbs 135.00-280.00; 80-90 lbs 175.00-225.00; 90-100 lbs 195.00-225.00. Selection 2 40-50 lbs 255.00-260.00; 50-60 lbs 225.00-260.00; 60-70 lbs couple 215.00-230.00. Slaughter nannies/does Selection 1-2 90-100 lbs 120.00-135.00; 115-140 lbs 135.00-150.00. Selection 2 couple 90-105 lbs 110.00. Slaughter bucks/billies Selection 1-2 110-145 lbs 125.00-185.00.

Explanatory Notes: Stage - Represents estimated lambing/kidding period (Open, Exp=exposed, Bred, Fall = Sep-Nov, Win = Dec-Feb, Spr = Mar-May, Sum=Jun-Aug; w/s = woolled and shorn; /hd = per head; All price CWT unless otherwise noted.

## MISSOURI DROUGHT MONITOR 11/17/2022

Date	None	D0	D1	D2	D3	D4
11/17/22	13.41	36.91	33.28	13.63	2.77	0
11/10/22	13.41	86.59	50.84	21.90	2.74	0
11/16/21	86.69	12.78	0.53	0	0	0

Reflects percentage of Missouri impacted by drought. D0 Abnormally Dry; D1 Moderate Drought; D2 Severe Drought; D3 Extreme Drought; D4 Exceptional Drought

## NATIONAL DIRECT DELIVERED FEEDER PIG REPORT

11/18/22 Receipts: 80,348 Week ago: 82,386 Year Ago: 114,948

Early weaned pigs 10-12 lbs. basis:  
Formula 33,962 head 38.80-53.00, weighted average 47.24  
Cash 33,701 head 27.00-48.50, weighted average 41.90  
Feeder pigs 40 pounds basis: Cash 12,685 head 54.00-66.00, weighted average 61.37

## NATIONAL DAILY DIRECT PRIOR DAY HOG REPORTS FOR 11/18/22

**BARROWS AND GILTS (Carcass Basis):** 4,006 head  
Base Carcass Price 82.00-87.50, weighted average 83.13

**SOWS (Live Basis):** 6,820 head  
300-500 lbs. 24.00-72.00  
Over 500 lbs. 48.00-72.50

## MISSOURI WEEKLY DIRECT SLAUGHTER CATTLE REPORT 11/18/22

Weekly Receipts: 160 Week ago: 400 Year ago: 320  
Trading as of Friday morning: light to moderate with flat dressed sales steady. Grid dressed sales steady. Live sales not tested.

**LIVE STEERS & HEIFERS:** No Sales Reported  
**DRESSED STEERS & HEIFERS:** 3 loads Thur 242.00 flat

**GRADE AND WEIGHT (Grid):** 1 loads Thur 252.00

Click here for the current [National Crop Progress](#)  
Click here for the current [Missouri Crop Progress](#)