

# Weekly Market Summary

Published by:  
**Missouri Department of Agriculture**  
**Ag Business Development Division**  
**Market News Program**



Chris Chinn, Director  
 Jill Wood, Division Director  
 Tony Hancock, Editor  
[agmarketnews.mo.gov](http://www.ams.usda.gov/marketnews.htm)  
<http://www.ams.usda.gov/marketnews.htm>

Michael L. Parson, Governor

Volume XLIV, Number 11 ♦ P.O. Box 630, Jefferson City, MO 65102 ♦ (573) 751-4211 ♦ Mon, Mar 18, 2024

## MISSOURI WEEKLY FEEDER CATTLE WEIGHTED AVERAGE REPORT

Feeder Cattle Receipts: 23,258 Week ago: 37,605 Year ago: 26,266  
 Steers and Heifers Medium and Large 1—Weighted average weights and prices

### STEERS: Medium and Large 1

284 lbs. 364.23	480 lbs. 346.98	671 lbs. 283.32	859 lbs. 235.20
328 lbs. 388.91	525 lbs. 331.78	718 lbs. 269.53	926 lbs. 229.25
373 lbs. 369.82	568 lbs. 315.91	769 lbs. 252.09	986 lbs. 213.99
431 lbs. 361.33	623 lbs. 295.62	816 lbs. 247.31	1014 lbs. 210.00

### HEIFERS: Medium and Large 1

283 lbs. 332.39	474 lbs. 301.37	671 lbs. 252.93	864 lbs. 214.00
328 lbs. 324.45	521 lbs. 286.87	718 lbs. 246.87	932 lbs. 218.23
375 lbs. 321.25	569 lbs. 276.43	775 lbs. 231.63	955 lbs. 195.50
428 lbs. 310.57	624 lbs. 256.56	820 lbs. 212.34	

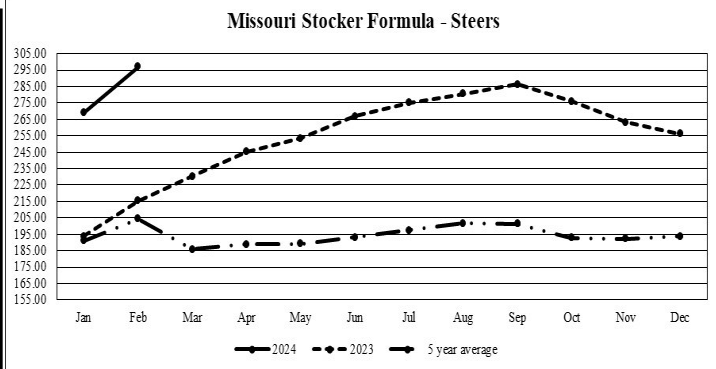
## MISSOURI STEER (HEIFER) STOCKER FORMULA 03/18/2023

Monday's Missouri Stocker formula consists of 4,497 (4,702) head with a weighted average weight of 534.51 (532.57) lbs. and a price value of 315.90 (275.18), 2.53 higher (1.00 higher) than last week. This a rolling seven day calculated weighted value which combines all Feeder Steers reported by MDA/USDA Market News Service weighing from 400-649 lbs. in the Medium and Large 1 and Medium and Large 1-2 frame and muscle classifications, including all comment cattle except Brahman X. Heifer values are in parentheses.

## MISSOURI WEEKLY CATTLE AUCTION SUMMARY

Total Receipts: 27,258 Week Ago: 43,047 Year Ago: 31,352

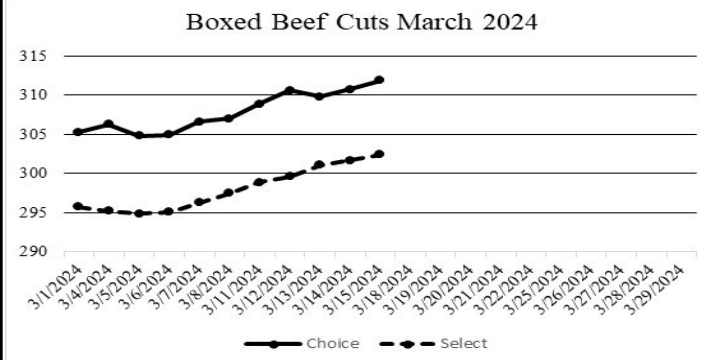
Compared to last week, feeders sold mostly steady to 5.00 higher. The supply of feeders was light to moderate, and demand was good to very good. Not a lot of large drafts of lighter weight calves as most have already been marketed at this point and new crops are just starting to show up. Most of the light weights were drafts just on either size of 10 head counts. Buyers still looking to fill orders though and orders have come with the line just get them bought. Calves that were weaned had shots and in the right condition seemed to not have a top only some random point when someone blinked and couldn't believe how far they already pushed the other guy. Some rain and springtime storms brought some moisture to most of the state over the last week, heavy winds and hail did cause damage in some locations, but it seems as if major damage was averted for the most part. A few of this week's stick out sales included 32 head of 443 lb. steers at Joplin Regional Stockyards which sold for 391.00. F and T Livestock Market sold 100 head of 518 lb. steers for 342.00. Joplin Regional Stockyards sold 97 head of 622 lb. steers at 296.00 and 87 head of 715 lb. steers at 273.75. Windsor Livestock Market sold two loads of 811 lb. steers at 254.25. Again, this week several loads of 700-750 lb. heifers around the state with one of the top loads being 81 head of 711 lb. heifers at Lolli Brothers Livestock Market which sold for 257.75 and went to feed. Boxed beef cut-outs values continue the climb higher. Choice closed on Friday at 311.90, up 4.86 and select closed at 302.40, up 4.97 compared to last week. Negotiated feedlot sales as of the Friday afternoon report totaled 75K head with sales developing on Thursday and continuing into Friday. Live sales were reported at 185.00-189.00 and Dressed sales at 295.00-300.00. Missouri Stocker formula consists of 4,497 head with a weighted average weight of 534.51 lbs. and a price value of 315.90, 2.53 higher than a week ago. The steer/heifer spread is 40.72.



\*Graph is updated the first Monday of each month. Axis value ranges may be updated to reflect data points.

## NATIONAL BOXED BEEF CUTOUT/BOXED BEEF CUTS

DATE	CHOICE	SELECT	TOTAL LOADS
03/11	308.88	298.88	77
03/12	310.59	299.60	87
03/13	309.82	301.04	105
03/14	310.78	301.69	106
03/15	311.90	302.40	88
5 Day Simple Average	310.39	300.72	



\*Axis value ranges may be updated to reflect data points.

## WEEKLY LIVESTOCK SLAUGHTER 03/16/24

	CATTLE	HOGS	SHEEP
Week to Date:	601,000	2,471,000	40,000
Last Week:	583,000	2,456,000	41,000
Last Year:	628,384	2,491,920	39,388

The Weekly Market Summary, as well as historical summaries, are available on our website <https://agmarketnews.mo.gov/summaries>  
 Market News Hotline: 1-573-522-9244

**SOUTHWEST MISSOURI WEEKLY SUMMARY**

(Joplin and Springfield)

Receipts: 10,397 Week ago: 12,082 Year Ago: 10,584  
Compared to last week, steers and heifers early week steady to 5.00 higher, late week feeders 2.00 to 7.00 lower with more short weaned calves. Slaughter cows 1.00 to 10.00 higher. Slaughter bulls 4.00 to 5.00 higher, spots 10.00 higher.

**FEEDER STEERS:**  
Medium and Large 1

**FEEDER HEIFERS:**  
Medium and Large 1

Table with 2 columns: Weight (300-400 lbs to 17 hd 1050 lbs) and Price Range (390.00-420.00 to 207.00)

Table with 2 columns: Weight (300-400 lbs to 15 hd 955 lbs) and Price Range (315.00-360.00 to 195.50)

**FEEDER HOLSTEIN STEERS**  
Large 3

Table with 2 columns: Weight (400-450 lbs to 9 hd 1125 lbs) and Price Range (220.00-257.00 to 150.00)

**SLAUGHTER COWS:** Breaking and Boning (70-85% lean) 112.00-128.00, high dressing 121.00-144.00; low dressing 104.50-114.00. Lean (85-90%) 93.00-114.00.

**SLAUGHTER BULLS:** Yield Grade 1-2 1230-2725 lbs. 135.00-150.00; high dressing 145.00-169.00; low dressing 121.00-134.50

**BRED COWS:** Medium and Large 1 2-8 yrs 1078-1445 lbs 2nd/3rd stage 1800.00-1860.00; > 8 yrs 1243-1385 lbs 2nd/3rd stage 1800.00-1825.00. Medium and Large 1-2 2-8 yrs 840-1425 lbs 2nd/3rd stage 1450.00-2250.00, 1st stage 1350.00-1675.00 per head

**COW & CALF PAIRS:** Medium and Large 1-2 2-8 yrs 1120-1600 lbs with 150-300 lb calves 2075.00-2600.00 per pair

**BRED HEIFERS:** Medium and Large 1 2-4 yrs 1200-1213 lbs 1st stage 1875.00-1900.00. Medium and Large 1-2 2-4 yrs 775-1065 lbs 1st to 3rd stage 1400.00-1775.00 per head

**SOUTH CENTRAL MISSOURI WEEKLY SUMMARY**

(West Plains, Phillipsburg)

Receipts: 4,000 Week ago: 4,942 Year Ago: 4,710  
Compared to last week, early week feeders under 650 lbs 6.00 to 12.00 higher, over 650 lbs steady to 3.00 higher. Late week feeders 2.00 to 7.00 lower. Slaughter cows 4.00 to 10.00 higher.

**FEEDER STEERS:**  
Medium and Large 1

**FEEDER HEIFERS:**  
Medium and Large 1

Table with 2 columns: Weight (300-400 lbs to Pkg 814 lbs) and Price Range (337.50-400.00 to 238.00)

Table with 2 columns: Weight (350-400 lbs to 800-850 lbs) and Price Range (320.00-333.00 to 208.00-215.00)

**FEEDER HOLSTEIN STEERS**  
Large 3

Scarce

**SLAUGHTER COWS:** Breaking and Boning (70-85% lean) 106.00-125.00, high dressing 122.0-140.00; low dressing 92.00-109.00. Lean (85-90%) 99.00-112.00

**SLAUGHTER BULLS:** Yield Grade 1-2 1205-2200 lbs. 122.50-140.00; high dressing 140.00-159.00; low dressing 120.00-126.00.

**BRED COWS:** Medium and Large 1-2 2-8 yrs 1071-1443 lbs 2nd/3rd stage 1575.00-2300.00, 1st stage 1775.00-1900.00 per head

**COW & CALF PAIRS:** Medium and Large 1-2 2-8 yrs 1160-1445 lbs with 150-300 lb calves 2400.00-2650.00; 2-8 yrs 1120 lbs rebred 1st stage with 150-300 lb calves 2750.00 per pair

**BRED HEIFERS:** Medium and Large 1-2 <2 yrs 950-1100 lbs 1st to 3rd stage 1275.00-2100.00 per head

**WEST CENTRAL MISSOURI WEEKLY SUMMARY**

(Kingsville, Windsor, Butler)

Receipts: 4,612 Week ago: 5,356 Year ago: 5,874  
Compared to last week, steers and heifers sold steady to 10.00 higher. Slaughter cows sold 4.00-10.00 higher.

**FEEDER STEERS:**  
Medium and Large 1

**FEEDER HEIFERS:**  
Medium and Large 1

Table with 2 columns: Weight (400-500 lbs to 24 hd 930 lbs) and Price Range (329.00-406.00 to 231.50)

Table with 2 columns: Weight (400-500 lbs to 900-950 lbs) and Price Range (286.00-341.00 to 210.00-221.50)

**SLAUGHTER BULLS:** Yield Grade 1-2 1070-2380 lbs 126.00-145.00; high dressing 143.00-155.00

**SLAUGHTER COWS:** Breaking and Boning (70-85% lean) 116.00-142.00, high dressing 129.00-148.00. Lean (85-90%) 106.00-119.00

**BRED COWS:** Medium and Large 1-2 couple 5-8 yrs 1285-1305 lbs 2nd/3rd stage 1450.00-1725.00 per head

**COW & CALF PAIRS:** Scarce

**NORTHEAST MISSOURI WEEKLY SUMMARY**

(Bowling Green, Kingdom City, Palmyra)

Receipts: 3,656 Week ago: 6,214 Year ago: 3,602  
Compared to last week, steers and heifers steady to firm, spots 5.00 higher. Slaughter cows 3.00 to 6.00 higher.

**FEEDER STEERS:**  
Medium and Large 1

**FEEDER HEIFERS:**  
Medium and Large 1

Table with 2 columns: Weight (400-500 lbs to 800-900 lbs) and Price Range (327.00-384.00 to 240.50-250.50)

Table with 2 columns: Weight (400-500 lbs to 700-750 lbs) and Price Range (305.00-355.00 to 247.00-250.00)

**SLAUGHTER BULLS:** Yield Grade 1-2 1390-2235 lbs 129.50-143.00; high dressing 138.00-167.50; low dressing 120.00-128.00

**SLAUGHTER COWS:** Breaking and Boning, (70-85% lean) 104.50-119.00; high dressing 115.00-139.00; low dressing 91.00-104.00. Lean (85-90%) 96.00-114.00

**SLAUGHTER STEERS:** Choice 2-3 184.00-190.50. Select and Choice 1-3 179.50-182.50

**SLAUGHTER HEIFERS:** Choice 2-3 182.50-187.50.

**BRED COWS:** Medium and Large 1-2 2-8 yrs 1160-1435 lbs 1st/2nd stage 1650.00-2500.00.

**COW/CALF PAIRS:** Medium and Large 1-2 2-8 yrs 1050-1450 lbs with 150-300 lb calves 2625.00-3225.00; >5 yrs 1200-1450 lbs with 150-300 lb calves 2425.00-2900.00 per pair

**BRED HEIFERS:** Medium and Large 1 <2 yrs 1221-1287 lbs 3rd stage 3100.00 per head

**NORTH CENTRAL MISSOURI WEEKLY SUMMARY**

(Macon, Unionville, Green City, New Cambria)

Receipts: 1,612 Week ago: 6,673 Year ago: 2,262  
Compared to last week, steers and heifers steady to firm, spots 5.00 to 8.00 higher on yearling steers. Slaughter cows steady to firm.

\*Some sale barns on a bi-weekly schedule and may not have a sale each week.

**FEEDER STEERS:**  
Medium and Large 1

**FEEDER HEIFERS:**  
Medium and Large 1

Table with 2 columns: Weight (400-500 lbs to 74 hd 804 lbs) and Price Range (330.25-353.00 to 256.75)

Table with 2 columns: Weight (300-400 lbs to 81 hd 711 lbs) and Price Range (321.00-337.00 to 257.75)

**SLAUGHTER BULLS:** Yield Grade 1-2 1950-2315 lbs. ind 138.50; high dressing few 146.00-148.50.

**SLAUGHTER COWS:** Breaking and Boning (70-85% lean) 107.00-114.00, high dressing 115.00-129.00. Lean (85-90%) few 110.00-117.00.

**BRED HEIFERS:** Scarce

**COW/CALF PAIRS:** Scarce

**SOUTHEAST MISSOURI WEEKLY SUMMARY**

(Jackson and Farmington)

Receipts: 1,327 Week ago: 2,276 Year ago: 1,816  
 Compared to last week, steers and heifers uneven from 2.00 lower to 13.00 higher. Slaughter cows and bulls 2.00 to 13.00 higher.

**FEEDER STEERS:**  
 Medium and Large 1

300-400 lbs. 320.00-345.00  
 400-500 lbs. 282.00-344.00  
 500-600 lbs. 278.00-320.00  
 600-700 lbs. 258.00-297.00  
 700-800 lbs. 230.00-252.00  
 800-850 lbs. 225.00-227.00

**FEEDER HEIFERS:**  
 Medium and Large 1

300-400 lbs. 215.00-322.00  
 400-500 lbs. 270.00-307.00  
 500-600 lbs. 239.00-285.00  
 600-700 lbs. 229.00-247.00  
 700-800 lbs. 205.00-227.00

**SLAUGHTER BULLS:** Yield Grade 1-2 985-2165 lbs couple 110.00, high dressing 115.00-147.00

**SLAUGHTER COWS:** Breaking and Boning (75-85% lean) 94.00-110.00; high dressing 110.00-131.50; Lean (85-90% lean) 80.00-93.00.

**BRED COWS:** Medium and Large 2 2-8 yrs 1005-1590 lbs 1st to 3rd stage 1200.00-2050.00 per head

**COW & CALF PAIRS:** Scarce

**EAST CENTRAL MISSOURI WEEKLY SUMMARY**

(Cuba, Vienna)

Receipts: 1,654 Week ago: 3,250 Year ago: 2,459  
 Compared to last week, steers steady to 15.00 higher, advance mostly under 600 lbs. Heifers under 450 lbs steady to 4.00 higher, 450-600 lbs 5.00 to 15.00 higher, over 600 lbs 3.00 lower to 4.00 higher. Slaughter cows 3.00 to 7.00 higher.

**FEEDER STEERS:**  
 Medium and Large 1

400-500 lbs. 337.50-388.00  
 500-600 lbs. 302.50-384.00  
 600-700 lbs. 270.00-312.50  
 700-800 lbs. 252.00-260.00

**FEEDER HEIFERS:**  
 Medium and Large 1

400-500 lbs. 288.00-315.00  
 500-600 lbs. 267.50-304.00  
 600-700 lbs. 230.00-264.50  
 700-750 lbs. 216.00-232.00

**SLAUGHTER BULLS:** Yield Grade 1-2 1365-2195 lbs 127.00-151.00; high dressing 134.50-155.00; couple low dressing 118.00-120.00

**SLAUGHTER COWS:** Breaking and Boning, (70-85% lean) 110.50-127.00; high dressing 121.50-136.00; low dressing 106.00-111.00. Lean (85-90%) 103.00-110.00

**BRED COWS:** Medium and Large 1-2 2-8 yrs 1035-1430 lbs 1st to 3rd stage 1600.00-2200.00 per head

**COW & CALF PAIRS:** Scarce

**NORTHWEST MISSOURI WEEKLY SUMMARY**

(Tina) (w/e 3/8/24)

Receipts: 2,254 Last Week: 2,771 Year Ago: 2,276  
 Compared to last week, steers and heifers 5.00 to 10.00 higher, spots 15.00 higher. Slaughter cows and bulls 3.00 to 5.00 higher.

**FEEDER STEERS:**  
 Medium and Large 1

300-400 lbs. 337.50-399.50  
 400-500 lbs. 330.00-349.00  
 500-600 lbs. 312.00-341.25  
 600-650 lbs. 291.50-317.00  
 700-800 lbs. 259.50-269.50

**FEEDER HEIFERS:**  
 Medium and Large 1

300-400 lbs. 345.00-370.00  
 400-500 lbs. 304.00-345.00  
 550-600 lbs. 274.00-309.00  
 600-700 lbs. 251.50-270.00  
 700-750 lbs. 235.00-254.75

**SLAUGHTER BULLS:** Yield Grade 1-2 1130-1895 lbs 110.00-128.00; high dressing couple 138.00-143.50

**SLAUGHTER COWS:** Breaking and Boning, (70-85% lean) 93.00-119.00; high dressing 119.00-132.00. Lean (85-90%) 87.00-111.50

**BRED COWS:** Scarce

**COW/CALF PAIRS:** Scarce

**AFTERNOON NATIONAL SLAUGHTER CATTLE REVIEW**

Thus far for Friday in the Southern Plains negotiated cash was moderate on trade and demand. Compared to last week live FOB purchases FOB purchases traded 1.00 higher at 186.00. Compared to Thursday in Kansas live FOB purchases FOB purchases traded steady at 186.00. In Nebraska negotiated cash was moderate on trade and demand. Compared to Thursday live FOB purchases traded steady to 1.00 lower from 187.00-188.00. Compared to Thursday dressed delivered purchases traded unevenly steady at 298.00. In the Western Cornbelt negotiated cash was moderate on trade and demand. Compared Thursday live FOB purchases traded steady to 1.00 higher from 188.00 -189.00. Compared to last week dressed delivered purchases traded 6.00 higher at 298.00, on a light test.

**Negotiated Cash Sales:**

<b>Confirmed:</b>	39,842	<b>Week Ago:</b>	11,211	<b>Year Ago:</b>	2,966
<b>Week to date:</b>	74,963	<b>Week Ago:</b>	61,812	<b>Year Ago:</b>	72,528

<u>Live Basis</u>	<u>Steers</u>	<u>Heifers</u>
<b>Over 80% Choice</b>	186.00-189.50, avg 187.48	186.00-189.00, avg 187.57
<b>65-80% Choice</b>	186.00	185.00-188.50, avg 186.09
<b>35-65% Choice</b>	186.00	186.00
<b>0-35% Choice</b>	-	-
<b>Total All Grades</b>	186.00-189.50, avg 187.04	185.00-189.00, avg 187.12
<b><u>Dressed Basis</u></b>		
<b>Over 80% Choice</b>	297.00-298.00, avg 297.98	297.00-300.00, avg 298.14
<b>65-80% Choice</b>	296.00-298.00, avg 297.73	-
<b>35-65% Choice</b>	298.00	-
<b>0-35% Choice</b>	-	-
<b>Total All Grades</b>	296.00-298.00, avg 297.93	297.00-300.00, avg 298.14

<u>All Beef Type Steers/Heifers</u>	<u>Head</u>	<u>Avg Wt</u>	<u>Price Range</u>	<u>Wtd Avg</u>
Live FOB	26,933	1430.2	185.00-190.50	187.07
Live Del	166	1421.5	185.00-190.00	188.79
Dressed Del	10,879	926.3	296.00-300.00	298.05
Dressed FOB	1,366	978.5	292.00-298.00	297.49

**WEEKLY COMMODITY FUTURES TRENDS**

Compared to last week, Live Cattle Apr 0.35 lower, others 0.12 to 0.37 higher, Lean hogs 0.65 to 2.55 higher. Feeder Cattle Mar 0.07 higher, others 0.75 to 1.98 lower.

**Daily Futures Closes**

	Mon.	Tues.	Wed.	Thu.	Fri.
<b>Cattle</b>					
Apr	187.60	188.25	189.92	186.95	187.25
Jun	183.02	183.95	186.05	183.37	183.60
Aug	182.05	182.80	184.37	182.10	182.62
Oct	185.27	185.87	187.12	185.15	185.67
Dec	189.25	189.77	191.10	189.25	189.62
<b>Lean Hogs</b>					
Apr	83.27	85.35	84.87	85.02	86.92
May	90.60	92.20	91.85	91.60	93.17
Jun	101.05	102.20	101.72	101.42	102.47
Jul	103.07	103.85	103.72	103.50	104.50
Aug	102.10	102.35	102.42	102.32	103.42
<b>Fdr Cat</b>					
Mar	248.25	248.97	250.27	247.47	249.27
Apr	253.10	254.12	255.85	251.17	252.12
May	255.37	256.70	258.60	254.82	256.00
Aug	267.27	268.45	270.35	266.62	267.37
Sep	268.77	269.70	271.57	267.77	268.37
<b>Milk</b>					
Mar	16.47	16.44	16.52	16.47	16.43
Apr	15.92	15.77	16.19	16.25	16.01
May	16.34	16.32	16.77	16.76	16.42



**WEEKLY COMMODITY GRAIN FUTURES TRENDS**

Compared to last week, Soybeans 0.14 to 0.20 higher, Wheat nearby 0.04 to 0.09 lower, Dec and Mar steady to 0.02 higher, Corn 0.01 to 0.03 lower, KC Wheat 0.11 to 0.22 lower, Soybean Meal 4.90 to 6.70 lower.

**Daily Grain Futures Closes**

	Mon.	Tues.	Wed.	Thu.	Fri.
<b>Soybeans</b>					
Mar	1165	1182	1181 3/4	1180 3/4	—
May	1179 1/4	1196	1196 3/4	1195 1/4	1198 1/4
Jul	1191 3/4	1208 1/2	1210 1/4	1209 3/4	1212 1/2
Aug	1186 3/4	1203 1/2	1205 1/4	1206 1/4	1209 1/2
Sep	1175	1190	1189 1/2	1190	1193 3/4
<b>Wheat</b>					
Mar	537 1/2	535 1/2	532 1/4	519 1/2	—
May	547 1/4	547 1/2	544 1/4	532 1/4	528 1/2
Jul	561	560 3/4	558 1/4	547 1/4	544
Sep	575	574	572 1/2	562 1/2	560
Dec	594	592 1/2	591 3/4	583	582
<b>Corn</b>					
Mar	428 1/4	429	426 1/2	422 1/2	—
May	441 3/4	441 3/4	441 1/4	433 3/4	436 3/4
Jul	453 3/4	453 3/4	453 1/2	446 1/4	449
Sep	460 1/2	460 1/2	461	455 1/4	458
Dec	472 3/4	472 3/4	473	467 3/4	470 3/4
<b>KC Wheat</b>					
Mar	618 1/2	623 1/4	613 1/2	613 1/2	—
May	598 3/4	597 1/4	587 1/2	574 3/4	566 1/4
Jul	587 3/4	587 1/2	579 1/2	568	559 3/4
Sep	595	595 1/4	588 1/4	577	569 1/2
Dec	611	610 3/4	604 1/2	593 1/2	586 3/4
<b>SB Meal</b>					
Mar	337.10	333.80	331.00	333.20	—
May	337.20	339.20	336.40	337.40	334.70
Jul	340.70	342.90	340.40	341.60	339.10
Aug	341.20	343.50	341.10	342.20	339.70
Sep	342.00	344.20	341.90	343.10	340.50

**MISSOURI GRAIN WEEKLY TRENDS**

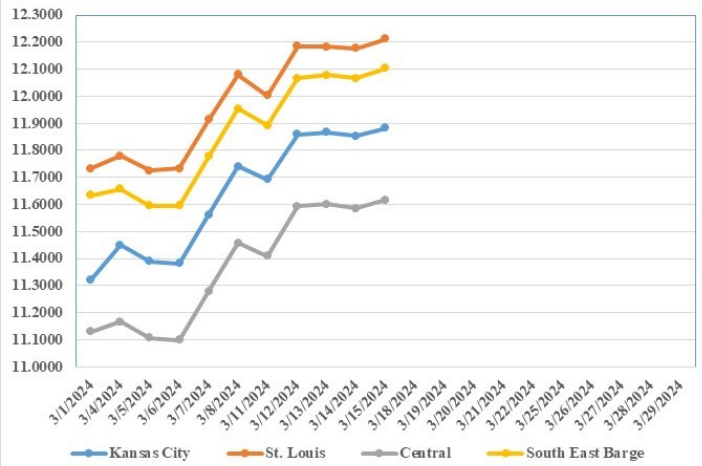
Compared to last week, Soybeans 0.12 to 0.24 higher, Wheat 0.10 to 0.29 lower, Corn 0.03 to 0.04 lower, Sorghum 0.03 lower.

Area	#1 Soybeans	#2 Soft Wheat	#2 Corn	#2 Grain Sorghum
<b>Kansas City</b>				
Friday**	11.59-11.89	5.23	4.25-4.50	4.60
Monday	11.54-11.84	5.32	4.27-4.52	4.62
Tuesday	11.71-12.01	5.33	4.27-4.52	4.62
Wednesday	11.72-12.02	5.29	4.26-4.51	4.61
Thursday	11.70-12.00	5.17	4.19-4.44	4.54
Friday	11.73-12.03	5.14	4.22-4.47	4.57
<b>St. Louis</b>				
Friday**	12.07-12.09	5.40-5.48	4.56	5.20
Monday	11.99-12.01	5.49-5.57	4.56	5.22
Tuesday	12.18-12.19	5.50-5.58	4.56-4.57	5.22
Wednesday	12.17-12.20	5.26-5.54	4.55-4.56	5.21
Thursday	12.17-12.18	5.14-5.37	4.49	5.14
Friday	12.21	5.11-5.29	4.52	5.17
<b>Central</b>				
Friday**	11.39-11.49	5.08-5.23	4.10-4.20	—
Monday	11.34-11.44	5.17-5.32	4.12-4.22	—
Tuesday	11.56-11.61	5.18-5.33	4.17-4.22	—
Wednesday	11.57-11.62	5.14-5.29	4.16-4.21	—
Thursday	11.55-11.60	5.02-5.17	4.09-4.14	—
Friday	11.58-11.63	4.99-5.14	4.12-4.17	—
<b>S.E. MO</b>				
Friday**	11.88-11.99	—	4.34-4.47	—
Monday	11.82-11.94	—	4.35-4.47	—
Tuesday	11.99-12.11	—	4.35-4.47	—
Wednesday	12.01-12.12	—	4.34-4.46	—
Thursday	12.01-12.10	—	4.27-4.41	—
Friday	12.04-12.13	—	4.30-4.44	—

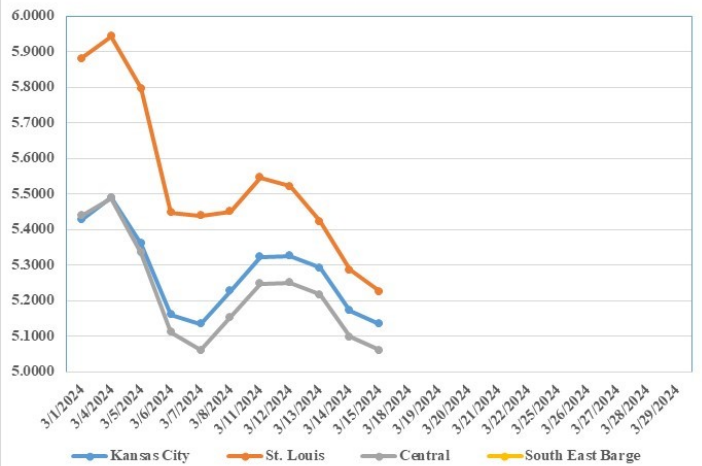
(PRICES PER BUSHEL) \*NEW CROP \*\*PREVIOUS WEEK'S PRICES  
\*Bids calculated using Kansas City, St. Louis, and St. Joseph bids

**MONTHLY GRAIN CROP**

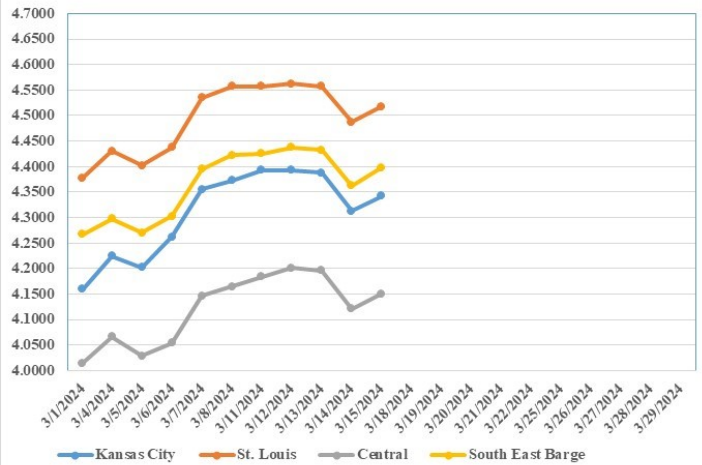
**March 2024 Soybean Bids**



**March 2024 Wheat Bids**



**March 2024 Corn Bids**



\*Axis value ranges may be updated to reflect data points.

**WHOLESALE FEEDSTUFFS PRICES (DOLLARS PER TON-BULK BASIS)**

Area	Soybean Hulls Pellets	Soybean Meal 46.5-48%	Corn Gluten Pellets 21%	Wheat Middlings
Kansas City	100.00	347.20	185.00	91.67
St. Louis	n/a	n/a	187.50	77.67

## NORTH AMERICAN GRAIN AND OILSEED CRUSH 2020

**Combined United States and Canadian soybeans crushed** for crude oil was 69.5 million tons in 2023, an increase of 2 percent from 2022. Crude oil production was 27.3 billion pounds, up 2 percent from 2022.

**Combined United States and Canadian canola seeds crushed** for crude oil was 13.9 million tons in 2023, up 20 percent from 2022. Crude oil production was 11.6 billion pounds, up 21 percent from 2022.

## TURKEY HATCHERY

### **Eggs in Incubators on March 1 Down 6 Percent from Last Year**

Turkey eggs in incubators on March 1, 2024 in the United States totaled 25.0 million, down 6 percent from March 1, 2023. Eggs in incubators were down 1 percent from the February 1, 2024 total of 25.4 million eggs.

### **Poults Hatched During February Down 7 Percent from Last Year**

Turkey poults hatched during February 2024 in the United States totaled 20.2 million, down 7 percent from February 2023. Poults hatched were down 6 percent from the January 2024 total of 21.5 million poults.

### **Net Poults Placed During February Down 7 Percent from Last Year**

The 18.5 million net poults placed during February 2024 in the United States were down 7 percent from the number placed during the same month a year earlier. Net poult placements were down 6 percent from the January 2024 total of 19.8 million.

## HONEY

### **United States Honey Production Up 11 Percent in 2023**

United States honey production in 2023 totaled 139 million pounds, up 11 percent from 2022. There were 2.51 million colonies producing honey in 2023, down 6 percent from 2022. Yield per colony averaged 55.2 pounds, up 17 percent from 2022. Colonies which produced honey in more than one State were counted in each State where the honey was produced. Therefore, at the United States level yield per colony may be understated, but total production would not be impacted. Colonies were not included if honey was not harvested. Producer honey stocks were 44.0 million pounds on December 15, 2023, up 90 percent from a year earlier. Stocks held by producers exclude those held under the commodity loan program.

### **Honey Prices Down 16 Percent in 2023**

United States honey prices decreased 16 percent during 2023 to \$2.52 per pound, compared to \$3.01 per pound in 2022. United States and State level prices reflect the portions of honey sold through cooperatives, private, and retail channels. Prices for each color class are derived by weighting the quantities sold for each marketing channel. Prices for the 2022 crop reflect honey sold in 2022 and 2023. Some 2022 crop honey was sold in 2023, which caused some revisions to the 2022 crop prices.

## MISSOURI WEEKLY HAY SUMMARY 03/14/24

Some spring storms this week provided some moisture to much of the state. A few cells carried some strong winds and small hail but only minor damage was reported anywhere. The drought monitor will take a bit to reflect the latest moisture at this point very little improvement was noted over last week. Grass should really take off now with the moisture and most cattle although still eating some hay are more interested in chasing any green that pops up. It will take a bit before grass can get ahead of grazing pressure so some feeding will continue for a while longer. The supply of hay is light to moderate, demand is moderate, prices are steady to weak. The Missouri Department of Agriculture has a hay directory at <https://apps.mda.mo.gov/haydirectory> or visit the University of Missouri Extension feed stuff finder at <https://feedstufffinder.org>

Alfalfa - Supreme 250.00-350.00, small square 10.00-15.00 per bale

Alfalfa - Premium 200.00-275.00

Alfalfa - Good 150.00-200.00, small square 5.00-10.00 per bale

Alfalfa - Fair 125.00-150.00

Mixed grass - Good/Premium 150.00-225.00

Mixed grass-Fair/Good 100.00-175.00, small square 5.00-11.00 per bale

Mixed grass - Fair 50.00-75.00 per large round bale

Wheat straw - 4.00-7.00 per small square bale

## MISSOURI WEEKLY SHEEP/GOAT AUCTION SUMMARY

Receipts: 977 Week Ago: 993 Last Year: 1,552

**SHEEP:** Feeder lambs Small and Medium 1-2 30-50 lbs 225.00-250.00. Small and Medium 1-2 hair 20-40 lbs 270.00-295.00, fancy 310.00. Slaughter lambs Choice and Prime 1-2 woolled 40-80 lbs 240.00-275.00. Choice and Prime 1-2 hair 40-80 lbs 250.00-300.00. Choice and Prime 1-3 hair 45-60 lbs 265.00-275.00; 60-80 lbs 270.00-300.00; 80-115 lbs 245.00-255.00. Choice 1-2 hair 40-75 lbs 225.00-255.00; pkg 110 lbs 210.00. Slaughter ewes Utility and Good 1-2 100-200 lbs 80.00-92.00. Utility and Good 2 90-215 lbs 70.00-120.00. Utility and Good 2-3 pkg 88 lbs 70.00; pkg 317 lbs 110.00. Cull and Utility 1-2 85-135 lbs 66.00-75.00. Slaughter bucks 1-2 130-270 lbs 90.00-110.00. Replacement ewes Medium and Large 2 2-4 yrs lbs exp 145.00-165.00 per head. Families Medium and Large 2 2-4 yrs 75-80 lbs with 20-40 lb lambs 200.00-380.00 per family.

**GOATS:** Feeder kids Selection 1-2 20-30 lbs 240.00-265.00; 30-45 lbs 210.00-260.00. Slaughter kids Selection 1 pkg 58 lbs 305.00; 10 hd 62 hd 285.00. Selection 1-2 pkg 42 lbs 270.00; pkg 55 lbs 250.00; 60-75 lbs 220.00-282.00. Slaughter nannies/does Selection 1-2 80-95 lbs 130.00-150.00; 100-145 lbs 120.00-135.00. Slaughter bucks/billies Selection 1-2 100-125 lbs 110.00. Replacement nannies/does Selection 1-2 2-4 yrs 55 lbs exp 175.00. Families Selection 1-2 2-4 yrs 60-70 lbs with 20-40 lb kids 140.00-225.00 per family; 2-4 yrs 80-85 lbs with 20-40 lb kids 150.00-200.00 per family.

Explanatory Notes: Stage - Represents estimated lambing/kidding period (Open, Exp=exposed, Bred, Fall = Sep-Nov, Win = Dec-Feb, Spr = Mar-May, Sum=Jun-Aug; w/s = woolled and shorn; /hd= per head; /fam=per family  
All price CWT unless otherwise noted.

## MISSOURI DROUGHT MONITOR

Date	None	D0	D1	D2	D3	D4
03/12/24	3.83	50.58	41.76	3.83	0	0
03/05/24	0.51	53.86	40.10	5.53	0	0
03/14/23	97.37	2.42	0.21	0	0	0

Reflects percentage of Missouri impacted by drought. D0 Abnormally Dry; D1 Moderate Drought; D2 Severe Drought; D3 Extreme Drought; D4 Exceptional Drought

## NATIONAL DIRECT DELIVERED FEEDER PIG REPORT

03/15/24 Receipts: 158,170 Week ago: 106,206 Year Ago: 77,496  
Early weaned pigs steady to 2.00 per head lower. Feeder pigs steady.  
Cash 45,849 head 40.50-64.50, weighted average 55.43. Formula 39,695 head 47.85-63.16, weighted average 59.85  
Feeder pigs 40 pounds basis: Cash 17,050 head 80.00-101.00, weighted average 92.68

## NATIONAL DAILY DIRECT PRIOR DAY HOG REPORTS FOR 03/15/24

**BARROWS AND GILTS (Carcass Basis):** 7,814 head  
Base Carcass Price 73.00-83.25, weighted average 80.08

**SOWS (Live Basis):** 7,767 head  
300-500 lbs. 28.00-78.00  
Over 500 lbs. 57.03-78.00

## MISSOURI WEEKLY DIRECT SLAUGHTER CATTLE REPORT 03/15/24

Weekly Receipts: 280 Week ago: 440 Year ago: 320  
Trading as of Friday morning, slow with most producers passing bids with a few flat dressed sales 2.00 higher and grid dressed sales 1.00 higher.

**LIVE STEERS & HEIFERS:** No sales reported  
**DRESSED STEERS & HEIFERS:** 2 loads Thu 294.00 flat

**GRADE AND WEIGHT (Grid):** Thu afternoon 5 loads 301.00

Please Note: The above volumes (tonnage, acres, and bales) listed are for confirmed trades only, it does not include estimated volume (tonnage) for bids or offers to the trade. List your hay for sale at: [Hay Listing Online Form](#). Explanation of Hay Quality Guidelines: [Hay Quality Designation Guidelines](#). Glossary of Terms: [Livestock, Poultry, & Grain Hay Terms](#)

Click here for the current [National Crop Progress](#)  
Click here for the current [Missouri Crop Progress](#)  
The current hay directory can be found at: [Hay Directory](#).